

# Experimental study on Gaussian-modulated coherent states quantum key distribution over standard telecom fiber

Bing Qi, Lei-Lei Huang, Li Qian, Hoi-Kwong Lo

*Center for Quantum Information and Quantum Control (CQIQC),  
Dept. of Physics and Dept. of Electrical and Computer Engineering,  
University of Toronto, Toronto, M5S 3G4, Canada*

## Abstract

In this paper, we present a fully fiber-based one-way Quantum Key Distribution (QKD) system implementing the Gaussian-Modulated Coherent States (GMCS) protocol. The system employs a double Mach-Zehnder Interferometer (MZI) configuration in which the weak quantum signal and the strong Local Oscillator (LO) go through the same fiber between Alice and Bob, and are separated into two paths inside Bobs terminal. To suppress the LO leakage into the signal path, which is an important contribution to the excess noise, we implemented a novel scheme combining polarization and frequency multiplexing, achieving an extinction ratio of 70dB. To further minimize the system excess noise due to phase drift of the double MZI, we propose that, instead of employing phase feedback control, one simply let Alice remap her data by performing a rotation operation. We further present noise analysis both theoretically and experimentally. Our calculation shows that the combined polarization and frequency multiplexing scheme can achieve better stability in practice than the time-multiplexing scheme, because it allows one to use matched fiber lengths for the signal and the LO paths on both sides of the double MZI, greatly reducing the phase instability caused by unmatched fiber lengths. Our experimental noise analysis quantifies the three main contributions to the excess noise, which will be instructive to future studies of the GMCS QKD systems. Finally, we demonstrate, under the “realistic model” in which Eve cannot control the system within Bob’s terminal, a secure key rate of 0.3bit/pulse over a 5km fiber link. This key rate is about two orders of magnitude higher than that of a practical BB84 QKD system.

PACS numbers: 03.67.Dd

## I. INTRODUCTION

One important practical application of quantum information is quantum key distribution (QKD), whose unconditional security is based on the fundamental laws of quantum mechanics [1–4]. In principle, any eavesdropping attempts by a third party, Eve, will unavoidably introduce quantum disturbances and be caught by the legitimate users Alice and Bob.

Recently Gaussian-modulated coherent states (GMCS) QKD protocol has drawn a lot of attention because of its potential high key rates, especially over short distances [5–9]. Compared with single photon QKD protocol (such as the BB84 QKD [1]), GMCS QKD protocol has several distinctive advantages: First, the coherent state required in the GMCS QKD protocol can be easily produced by a practical laser source; whereas, a single photon source prescribed by the BB84 QKD is still unavailable. To use a weak coherent source in a single photon QKD system, special techniques, such as decoy states [10–12], are required to improve the secure key rate. Second, the homodyne detectors in the GMCS QKD protocol can be constructed using highly efficient PIN diodes, while the performance of the single photon QKD is limited by the low efficiency of today’s single photon detector [13]. Third, in GMCS QKD, information is encoded on continuous variables. More than one bit of information could be transmitted by one pulse and thus yields a high key rate.

Recent interest has also been sparked by the fact that [5], with a “reverse reconciliation” protocol, GMCS QKD can tolerate high channel loss ( $> 3\text{dB}$ ) on the condition that the excess noise (the noise above vacuum noise) is not too high ( $< 0.5$ ). We remark that the security analysis given by [5] is applicable to individual attacks only. The security of GMCS QKD protocol under the most general attack is still under investigation [9].

Despite its many advantages, the implementation of the GMCS QKD over a practical distance in fiber remains challenging, and only one other experimental demonstration has been reported so far [8]. The major experimental challenge lies in the reduction of the excess noise in a practical system. Here we study the performance of a fully fiber-based one-way GMCS QKD system over a 5km span. The purpose of this study is not only to show that GMCS QKD can be operated over a practical distance, but also to investigate various sources of excess noise in a real system, and to offer practical solutions to reduce or eliminate some of the noise sources. Our experiment with a 5km fiber demonstrates a secure rate of 0.3bit/pulse under a “realistic model” in which we assume that Eve cannot control

Bob’s system. This key rate is about two orders higher than that of a practical BB84 QKD system.

In early GMCS QKD experiments [5, 6], to eliminate the leakage from the strong local oscillator to the weak quantum signal, the signal and the local oscillator were transmitted through separated channels. With this configuration, to achieve a low phase noise, the transmission distance could not be longer than a few meters. In [7], the authors studied the feasibility of a “go & return” configuration in GMCS QKD. Unfortunately, such a configuration is intrinsically vulnerable to “Trojan Horse” attack and its performance is compromised by the Rayleigh backscattering of the strong local oscillator. A fully implementation of the GMCS QKD over a practical distance has only been demonstrated very recently [8]. In [8], to reduce excess noise due to the leakage of the local oscillator, Mach-Zehnder interferometers (MZI) with largely unbalanced path lengths were employed to separate the signal and the leakage in time domain (time multiplexing). However, it is quite challenging to stabilize a MZI with a large length unbalance in practice. In contrast, we introduce a novel polarization-frequency-multiplexing scheme to effectively suppress the leakage of the local oscillator with balanced MZI. Our theoretical analysis shows that the combined polarization and frequency multiplexing scheme can achieve better stability in practice than the time-multiplexing scheme, because it allows one to use matched fiber lengths for the signal and the local oscillator paths on both sides of the double MZI, greatly reducing the phase instability caused by unmatched fiber lengths.

This paper is organized as follows: Section II is a brief review of GMCS QKD protocol. In Section III, we discuss our experimental setup and summarize the experimental results. In Section IV, we present a detailed noise analysis and discuss noise control in a practical system. Section V is a brief conclusion.

## II. GAUSSIAN-MODULATED COHERENT STATES (GMCS) QKD PROTOCOL

The basic scheme of the GMCS QKD protocol is as follows [5]: Alice draws two random numbers  $X_A$  and  $P_A$  from a set of Gaussian random numbers (with a mean of zero and a variance of  $V_A N_0$ ) and sends a coherent state  $|X_A + iP_A\rangle$  to Bob. Here  $N_0 = 1/4$  denotes the shot-noise variance [14]. In this paper, all variances are in the shot noise units. Bob randomly chooses to measure either the amplitude quadrature (X) or phase quadrature (P)

with a phase modulator and a homodyne detector. After performing his measurement, Bob informs Alice which quadrature he actually measures for each pulse through an authenticated public channel. Alice drops the irrelevant data and only keeps the quadrature that Bob has measured. At this stage, Alice shares a set of correlated Gaussian variables (called the “raw key”) with Bob. Alice and Bob then publicly compare a random sample of their raw key to evaluate the transmission efficiency of the quantum channel and the excess noise of the QKD system. Based on the above parameters, they can evaluate the mutual information  $I_{AB}$  and  $I_{BE}$ .

Assuming Alice’s modulation variance is  $V_A$ , the channel efficiency is  $G$  and the total efficiency of Bob’s device (including the optical losses and the efficiency of homodyne detector) is  $\eta$ ,  $I_{AB}$  and  $I_{BE}$  are determined by [5]

$$I_{AB} = \frac{1}{2} \log_2[(V + \chi)/(1 + \chi)] \quad (1)$$

$$I_{BE} = \frac{1}{2} \log_2[(\eta G)^2(V + \chi)(V^{-1} + \chi)] \quad (2)$$

Here,  $V = V_A + 1$  is the quadrature variance of the coherent state prepared by Alice.  $\chi$  is the equivalent noise measured at the input, which can be separated into “vacuum noise”  $\chi_{vac} = (1 - \eta G)/\eta G$  (noise associated with the channel loss and detection efficiency of Bob’s system) and “excess noise”  $\varepsilon$  (noise due to the imperfections in a non-ideal QKD system):

$$\chi = \frac{1 - \eta G}{\eta G} + \varepsilon \quad (3)$$

Assuming a reverse reconciliation algorithm efficiency of  $\beta$ , the secure key rate is then given by [5]

$$\Delta I = \beta I_{AB} - I_{BE} \quad (4)$$

Note, in (2), we assume that losses and noise in Bob’s system can be controlled by the eavesdropper Eve. In practice, it may be reasonable to assume that Eve cannot control devices inside Bob’s system. Under this “realistic model” [5], noise inside and outside of Bob’s system are treated differently: while part of the excess noise (e.g., due to imperfections outside of Bob’s system) might originate from Eve’s attack, the noise contributed by Bob’s devices is an intrinsic parameter of the QKD system of which Eve has no control. Thus it is useful to write the total excess noise  $\varepsilon$  as

$$\varepsilon = \varepsilon_A + \frac{N_{Bob}}{\eta G} \quad (5)$$

where  $\varepsilon_A$  denotes noise contribution from outside of Bob's system, and  $N_{Bob}$  denotes noise generated within Bob's system (measured at the output).  $\varepsilon_A$  and  $N_{Bob}$  can be determined separately.

From (3) and (5), the equivalent input noise is

$$\chi = \frac{1 - \eta G}{\eta G} + \varepsilon_A + \frac{N_{Bob}}{\eta G} \quad (6)$$

Bob's quadrature variance is given by  $V_B = \eta G(V + \chi)$ , while the conditional variance under the "realistic model" is

$$V_{B|E} = \frac{\eta}{1 - G + G(\varepsilon_A + V^{-1})} + (1 - \eta) + N_{Bob} \quad (7)$$

From (5)-(7), the mutual information  $I_{BE}$  is

$$I_{BE} = \frac{1}{2} \log_2 \left[ \frac{\eta G V_A + 1 + \eta G \varepsilon}{\eta / (1 - G + G \varepsilon_A + G V^{-1}) + 1 - \eta + N_{Bob}} \right] \quad (8)$$

Again, the secure key rate is determined by (4). Note (8) is equivalent to (3) in [8].

### III. GMCS-QKD EXPERIMENTAL SETUP AND EXPERIMENTAL RESULTS

In this section, we first present our experimental setup, followed by discussions on the technical challenges. Finally, we present our QKD experimental results.

#### A. Experimental setup

The schematic of our experimental setup is shown in Fig.1. The laser source is a 1550nm continuous-wave fiber laser (NP Photonics). Alice uses a LiNbO<sub>3</sub> amplitude modulator (AM<sub>0</sub>) to generate 200-ns laser pulses at a repetition rate of 100KHz. She then prepares a coherent state  $|X_A + iP_A\rangle$  with the second amplitude modulator (AM<sub>1</sub>) and a phase modulator (PM<sub>1</sub>). AM<sub>1</sub> and PM<sub>1</sub> are driven by Arbitrary Waveform Generators (AWG) which contain random amplitude and phase data produced from  $\{X_A, P_A\}$ . Alice sends Bob the quantum signal together with a strong local oscillator (LO) as the phase reference through a 5km telecom fiber. On Bob's side, he randomly chooses to measure either  $X$  or  $P$  with his phase modulator (PM<sub>2</sub>) and a homodyne detector. The phase modulator PM<sub>2</sub> is located in the reference path of Bob's MZI and is driven by a third AWG which contains a

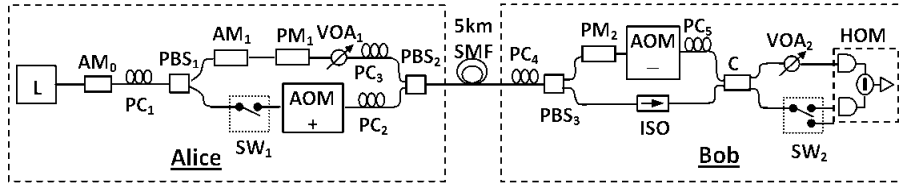


FIG. 1: The optical layout of our GMCS QKD system. L: 1550 nm CW fiber laser;  $PC_{1-5}$ : polarization controllers;  $PBS_{1-3}$ : polarization beam splitters/combiners;  $AM_{0-1}$ : amplitude modulators;  $PM_{1-2}$ : phase modulators;  $SW_{1-2}$ : optical switches; AOM+ (AOM-): upshift (downshift) acousto-optic modulator;  $VOA_{1-2}$ : variable optical attenuators; ISO: isolator; C: fiber coupler; HOM: homodyne detector.

binary random file for choosing  $X$  or  $P$ . The homodyne detector is constructed by a pair of photo-diodes and a low noise charge sensitive amplifier, similar to the one described in [15]. Note, to reduce the noise due to multiple reflections of LO in Bob's system, a fiber isolator has been placed in the signal arm of Bob's MZI. The outputs of the homodyne detector are sampled by a 12-bit data acquisition card (NI, PCI-6115) at a sampling rate of 10MS/s.

There are two significant technical challenges in this double MZI scheme: First, the leakage (LE) of the strong LO (typically  $10^8$  photons/pulse) into the signal path has to be reduced effectively, particularly because the quantum signal is very weak (typically less than 100photons/pulse). Ideally there should be no LE. The LO and the signal (Sig) are supposed to go through different arms in Bob's interferometer. For a non-ideal system in our experiment, however, we expect that there will be some leakage LE to the same arm as the signal, see Fig.2. If LE is in the same spatiotemporal mode and the same polarization state as the LO, it will interfere with LO and contribute to the excess noise. Second, the phase fluctuation introduced by the MZI, which is one of the major contributions to excess noise, has to be minimized. We discuss these issues in the next two subsections.

### B. Reduce the leakage of the local oscillator

In a report by J. Lodewyck, et al. [8], to reduce excess noise due to the leakage, LE is separated from LO in the time domain by using MZIs with largely unbalanced path lengths. Since LE and LO arrive at the fiber coupler (C in Fig.1) at different times, they interfere with each other only weakly. Obviously, to minimize the overlap between LE and LO in

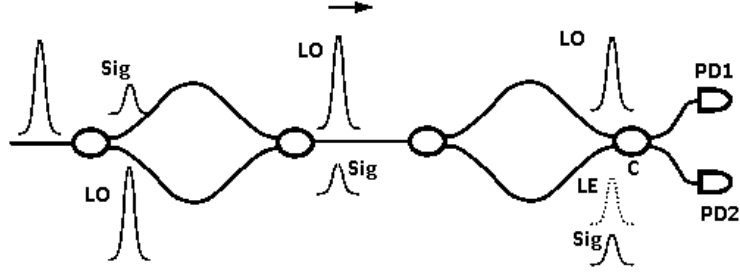


FIG. 2: The leakage of the local oscillator in the double Mach-Zehnder interferometer scheme: Sig-quantum signal; LO-local oscillator; LE-leakage of LO.

the time domain, the required time delay should be much larger than the width of the laser pulse. This corresponds to a large length unbalance in the MZI (In [8], the length unbalance of MZI is 80m). However, it is quite challenging to stabilize a MZI with such a large length unbalance in a practical system. The phase fluctuation of the unbalanced MZI may result in a dramatic increase in the excess noise.

In contrast, we employ polarization multiplexing combined with frequency multiplexing to minimize the leakage of the LO. Alice uses orthogonal polarization states for the quantum signal and the LO via a polarization beam splitter ( $\text{PBS}_1$  in Fig.1). On Bob's side, another polarization beam splitter ( $\text{PBS}_3$  in Fig.1) is used to separate the LO from the signal. This polarization multiplexing scheme is expected to yield an extinction ratio of about 30dB due to the imperfections of the PBSs. To further suppress the excess noise due to the leakage, we have introduced a frequency multiplexing technique: a pair of acousto-optic modulators ( $\text{AOM}+$  and  $\text{AOM}-$  in Fig.1) are used to upshift and downshift the frequency of the LO by 55MHz. As a result, the majority of LE can be filtered out since it has a different frequency from LO. Although in principle the phase of the LO will also be shifted by the AOM [16], since the driving frequency of the AOM (55MHz) is much smaller than the laser frequency (200THz), the phase noise contributed by the AOM is negligible.

The overall equivalent extinction ratio of this scheme has been determined experimentally to be around 70dB, and the excess noise due to the leakage is about 0.02 (measured at the output, see details in Section IV).

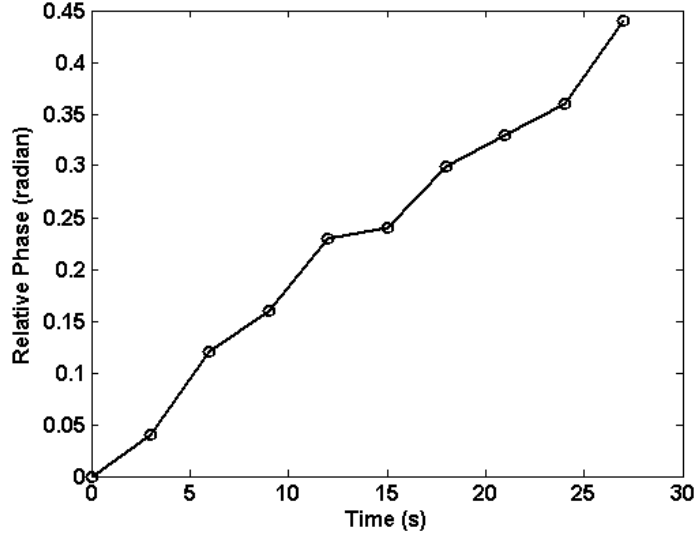


FIG. 3: The phase drift observed during QKD experiment without active phase stabilization. Each point in the curve is estimated from the QKD data in 40ms (Here, we assume the phase change in 40ms is small enough to be neglected). The total phase drift is about 0.016/s, or  $6.4 \times 10^{-4}$  in 40ms.

### C. Reduce phase fluctuation of the MZI

In both the GMCS QKD system and the phase coding BB84 QKD system, ideally, the phase difference between the quantum signal and the LO (phase reference) should be solely dependent on the phase information encoded by Alice. However, in practice, the zero point of the phase difference  $\phi_0$  (the phase difference when Alice encodes phase 0) will drift with time. The GMCS QKD protocol is more sensitive to this phase drift than the BB84 QKD protocol in the sense that a small phase drift would lower the secure key rate dramatically [17].

Under normal condition,  $\phi_0$  drifts with time slowly. It is reasonable to assume that  $\phi_0$  is constant during one frame of QKD transmission (40ms in our experiment). As shown in Fig.3, the change of  $\phi_0$  measured during the QKD is 0.016/s, or  $6.4 \times 10^{-4}$  in 40ms. The corresponding contribution to excess noise (with a modulation variance of 16.9) is about  $7 \times 10^{-6}$ , which is negligible. Alice and Bob can estimate the value of  $\phi_0$  in this transmission period by comparing a subset of their QKD data.

In phase coding BB84 QKD system, knowing the value of  $\phi_0$  itself will not help Alice and Bob to lower the quantum bit error rate (QBER). To control the QBER due to the phase drift, a phase re-calibration process is essential: Alice and Bob have to perform a phase feedback control to compensate this phase drift before they start the key transmission [18].

In contrast, in GMCS QKD, we propose a simpler way to remove the excess noise due to the phase drift  $\phi_0$ : once Alice and Bob know the value of  $\phi_0$ , instead of performing feedback phase control, Alice can simply modify her data to incorporate this phase drift. Specifically, during the classical communication stage, Bob announces a randomly-selected subset of his measurement results. Alice can estimate  $\phi_0$  and other system parameters from Bob's measurement results and her original data. Then she maps her data  $\{X_A, P_A\}$  into  $\{X'_A, P'_A\}$  by performing

$$X'_A = X_A \cos \phi_0 + P_A \sin \phi_0 \quad (9)$$

$$P'_A = -X_A \sin \phi_0 + P_A \cos \phi_0 \quad (10)$$

Alice and Bob can produce a secure key from  $\{X'_A, P'_A\}$  and  $\{X_B, P_B\}$ . The security analysis of GMCS QKD still holds.

The above approach reduces the excess noise due to the slow drift of  $\phi_0$ , but it does not solve the problem of fast variations in  $\phi_0$  resulted from instabilities in the MZIs. This instability is worse when the path lengths of the MZIs are not balanced. Fortunately, because we employ the combined polarization and frequency multiplexing instead of time multiplexing, we can use balanced MZIs. To further stabilize the MZIs, we carefully balance their path lengths and place each of them into an enclosure to minimize environmental noise.

#### D. Experimental results

We perform the QKD experiment with a strong LO ( $8 \times 10^7$  photons/pulse) and a signal of modulation variance of 16.9. Data are transmitted by frames. Each frame contains 4000 points (Gaussian random numbers). Among them, Bob performs  $X$  quadrature measurements on 1980 points and  $P$  quadrature measurements on 2020 points. The same random patterns are used repeatedly in our experiment. The experimental results are shown in Fig.4a. The equivalent input noise has been determined experimentally to be  $\chi = 2.25$ . For comparison, Fig.4b shows the simulation results under the assumption of no excess noise.

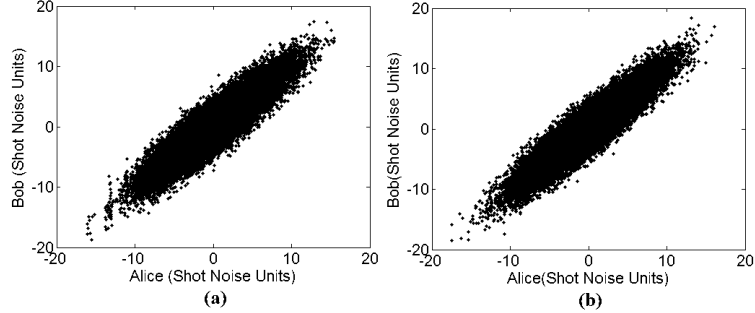


FIG. 4: (a) QKD experimental results (40000 points). The equivalent input noise has been determined experimentally to be  $\chi = 2.25$ , which includes “vacuum noise”  $\chi_{vac} = 2.00$  and “excess noise”  $\varepsilon = 0.25$ . (b) Simulation results: assuming “vacuum noise”  $\chi_{vac} = 2.00$  and “excess noise”  $\varepsilon = 0$ .

The channel efficiency  $G$  and the total efficiency of Bob’s device  $\eta$  have been calibrated carefully to be  $G = 0.758$  and  $\eta = 0.44$  (including optical loss in Bob’s system 0.61 and the efficiency of the homodyne detector 0.72)[19]. Using (1), (2) and (4) the secure key rate under the general model has been calculated to be 0 if we assume  $\beta = 0.898$  [8] or 0.13bit/pulse is we assume  $\beta = 1$ .

To estimate the secure key rate under the “realistic model”, we need to determine  $\varepsilon$ ,  $\varepsilon_A$  and  $N_{Bob}$ . From  $\chi = 2.25$ ,  $G = 0.758$  and  $\eta = 0.44$ , we can determine  $\varepsilon = 0.25$  by using (3). Experimentally, as will be discussed in detail in Section IVA later, we have estimated  $\varepsilon_A = 0.056$ . From (5), we can calculate  $N_{Bob} = 0.065$  (see details in Section IV). Using (1), (8) and (4), the secure key rate under the realistic model has been calculated to be either 0.30 ( $\beta = 0.898$ ) or 0.43 ( $\beta = 1$ ). Table 1 summarizes our experimental results.

Using the parameters in Table 1, we have performed numerical simulations under both the general model and the realistic model. Here we assume the quantum channel is telecom fiber with a loss of 0.21 dB/km. Fig.5a shows the result with a perfect reverse reconciliation algorithm ( $\beta = 1$ ). Fig.5b shows the result with a practical reverse reconciliation algorithm

TABLE I: QKD parameters and results (e: experimental result; c: calculated result).

$V_A$	$G$	$\eta$	$\chi$	$\varepsilon$	$\varepsilon_A$	$N_{Bob}$	$R_{\beta=1}^{gen}$	$R_{\beta=0.898}^{gen}$	$R_{\beta=1}^{rea}$	$R_{\beta=0.898}^{rea}$
16.9(e)	0.758(e)	0.44(e)	2.25(e)	0.25(c)	0.056(e)	0.065(c)	0.13(c)	0(c)	0.43(c)	0.30(c)

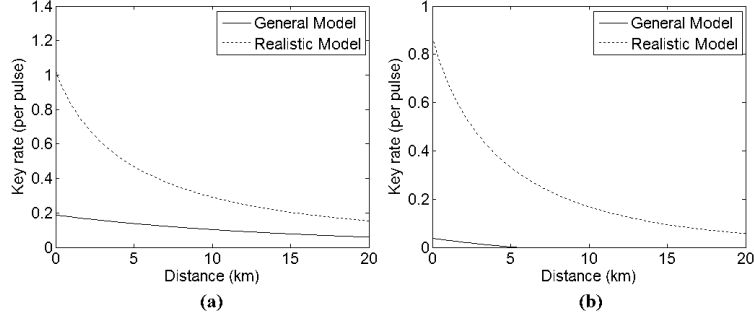


FIG. 5: Simulation result results (a)  $\beta = 1$  (b)  $\beta = 0.898$ [8]

( $\beta = 0.898$ ).

As shown in Fig.5, under the “realistic model”, the achievable secure key rate is significantly higher than that of a practical BB84 QKD.

#### IV. EXPERIMENTAL INVESTIGATION AND ANALYSIS ON EXCESS NOISE

To estimate the secure key rate under the “realistic model”, we have to separate  $\varepsilon$  into  $\varepsilon_A$  and  $N_{Bob}$  (see (8)). In this section, we will discuss how to estimate  $\varepsilon_A$  and  $N_{Bob}$  in a practical GMCS QKD system and other practical issues.

##### A. Estimate $\varepsilon_A$

$\varepsilon_A$  is the excess noise due to imperfections outside of Bob’s system, which includes the phase noise of the laser source, imperfect amplitude and phase modulations, the phase noise of the interferometer, etc.. To reduce the phase noise of MZIs, we carefully balance their path lengths and enclose them to minimize environmental noise. To reduce the excess noise due to the imperfect modulations, both the amplitude modulator and the phase modulator have been calibrated carefully before the QKD experiment. Nevertheless, Alice and Bob have to measure  $\varepsilon_A$  experimentally in order to apply the “realistic model”.

Following [6], we assume that  $\varepsilon_A$  is proportional to the modulation variance  $V_A$  and can be described by  $\varepsilon_A = V_A \delta$ . We have designed a procedure to determine the proportionality constant  $\delta$ , by operating the system with a large modulation variance ( $V_A \approx 40000$ ) and a weak LO ( $10^5$  photons/pulse, to reduce its leakage). Under this condition, all other excess

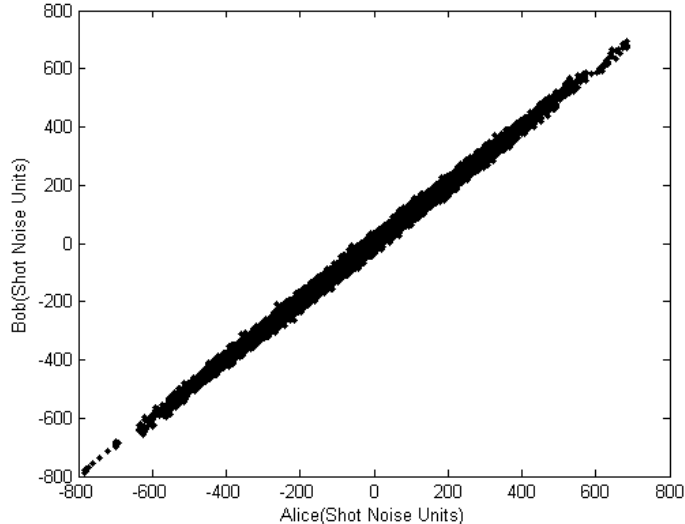


FIG. 6: Determine  $\delta$  by using a high modulation variance  $V_A \approx 40000$  and a weak LO ( $10^5$  photons per pulse). The result is  $\delta = 0.0033$  (40000 points).

noises in (6) except  $\varepsilon_A$  are negligible, ie.,  $\chi \simeq V_A \delta$ . We can determine  $\delta$  by normalizing the observed equivalent input noise  $\chi$  to the modulation variance  $V_A$ .

Fig.6 shows the experimental results. The measured  $\delta$  is 0.0033 (In another test with  $V_A \approx 80000$ , the measured  $\delta$  is 0.0032). Therefore, for a modulation variance of  $V_A = 16.9$ , the expected excess noise component  $\varepsilon_A = 0.056$ .

### B. Estimate $N_{Bob}$

In Section IIID and IIIA, we experimentally determined:  $\chi = 2.25$ ,  $G = 0.758$ ,  $\eta = 0.44$ , and  $\varepsilon_A = 0.056$ . From these parameters, we can obtain  $\varepsilon = 0.25$  by using (3), and obtain  $N_{Bob} = 0.065$  by using (5).

In this subsection, we will discuss the two main sources of  $N_{Bob}$ , namely, the electrical noise of the homodyne detector ( $N_{el}$ ) and the noise associated with the leakage of LO ( $N_{leak}$ ).

Since the electrical noise of the homodyne detector scales with its bandwidth, intuitively, a narrow bandwidth should be used to minimize the electrical noise. However, a narrow bandwidth would result in a wide pulse in time domain, which in turn reduces the achievable repetition rate of the QKD system. Therefore, a trade-off has to be made between the speed and the electrical noise.

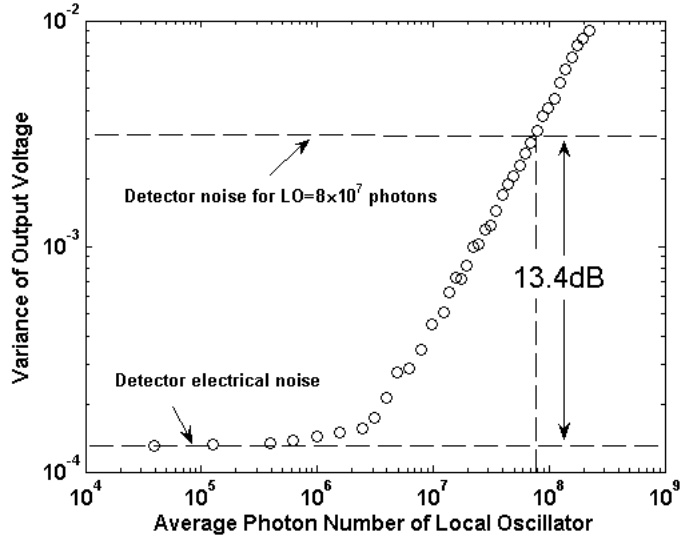


FIG. 7: Noise of the balanced homodyne detector. The electrical noise is independent of the photon number of the local oscillator while the shot noise is directly proportional to the photon number of the local oscillator. With a local oscillator of  $8 \times 10^7$  photons/pulse, the electrical noise (the variance observed at a low photon number of the local oscillator) is about 13.4dB below the shot noise .

We remark that this constraint on the noise and the speed of the homodyne detector could be relaxed by adopting the “dual-detector method” [20]: the legitimate receiver randomly uses either a fast but noisy detector or a quiet but slow detector to measure the incoming quantum signals. The measurement results from the quiet detector can be used to upper bound the eavesdropper’s information, while the measurement results from the fast detector are used to generate a secure key.

Nevertheless, in our current setup, the bandwidth of the homodyne detector is about 1MHz. The electrical noise is about 13.4dB below the shot noise (with a LO of  $8 \times 10^7$  photons/pulse), as shown in Fig.7. The corresponding  $N_{el}$  is therefore 0.045.

The analysis of the excess noise associated with the leakage of LO is more complicated. Here, we estimate the order of magnitude of  $N_{leak}$  in both time-multiplexing scheme and polarization-frequency-multiplexing scheme by treating the leakage LE as a classical electromagnetic wave with a Gaussian shape [21]. More rigorous results could be acquired by solving this problem quantum mechanically.

### Case 1: $N_{leak}$ in time-multiplexing scheme

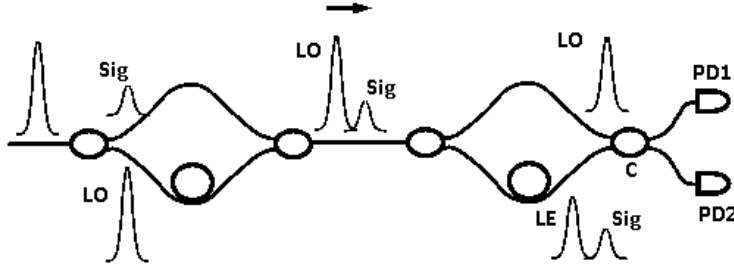


FIG. 8: The time-multiplexing scheme: Sig-quantum signal; LO-local oscillator; LE-leakage of LO. Note Sig and LO arrive the fiber coupler (C) at the same time, while LE has been delayed.

In this scheme, MZIs with large unbalanced paths are employed to introduce a time delay between the LO and its leakage LE, as shown in Fig.8. We denote the average photon number of the leakage as  $\langle n_{le} \rangle$ . Note only part of LE—the part that is in the same spatiotemporal mode as the LO—will interfere with LO and contribute to the excess noise. We denote the average photon number of this “effective” leakage as  $\langle n_{le}^e \rangle$ .

The “effective” leakage  $\langle n_{le}^e \rangle$  can be estimated from

$$\langle n_{le}^e \rangle = \alpha \langle n_{le} \rangle \quad (11)$$

where  $\alpha$  is the overlapping factor between LO and LE.

Assuming a Gaussian pulse shape, the normalized electrical fields of LO and LE can be described by

$$E_{lo} = E_0 \exp\left(-\frac{(t - \Delta_t/2)^2}{2\sigma_t^2}\right) \exp(-i\omega_0 t) \quad (12)$$

$$E_{le} = E_0 \exp\left(-\frac{(t + \Delta_t/2)^2}{2\sigma_t^2}\right) \exp[-i(\omega_0 t + \phi_{le})] \quad (13)$$

Here the normalizing factor is  $E_0^2 = \frac{1}{\sqrt{\pi}\sigma_t}$ ,  $\Delta_t$  is the time delay between LO and LE,  $\phi_{le}$  is the phase difference between LO and LE, and  $\sigma_t$  is related to the full width at half maximum (FWHM)  $\sigma_{FW}$  by  $\sigma_t = \frac{\sigma_{FW}}{2\sqrt{\ln 2}}$ .

The overlapping factor  $\alpha$  can be calculated from

$$\alpha = \left| \int_{-\infty}^{\infty} E_{lo}^* E_{le} dt \right|^2 = [E_0^2 \int_{-\infty}^{\infty} \exp\left(-\frac{t^2}{\sigma_t^2}\right) dt]^2 \exp\left(-\frac{\Delta_t^2}{2\sigma_t^2}\right) = \exp\left(-\frac{\Delta_t^2}{2\sigma_t^2}\right) \quad (14)$$

Here we use the normalization relation  $E_0^2 \int_{-\infty}^{\infty} \exp\left(-\frac{t^2}{\sigma_t^2}\right) dt = 1$ .

If Bob chooses to measure the X quadrature, the contribution from the leakage is (see Fig.9)

$$X_{le} = \sqrt{\langle n_{le}^e \rangle} \cos \phi_{le} \quad (15)$$

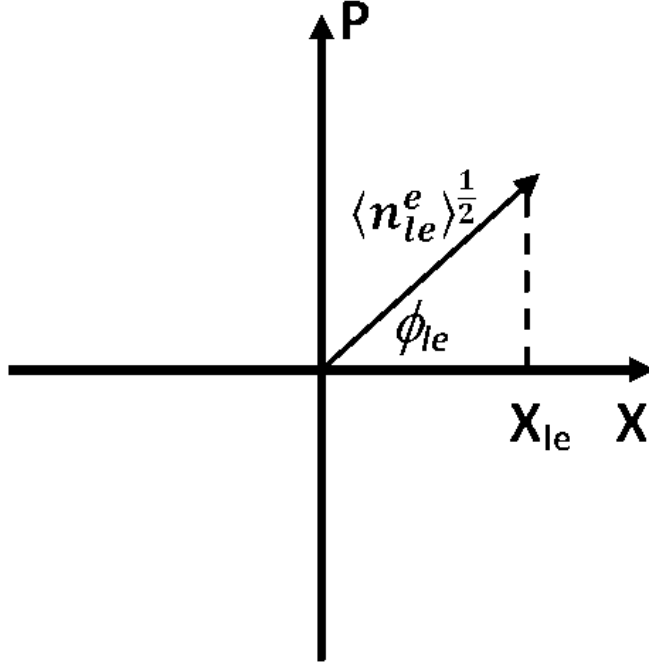


FIG. 9: The contribution of the effective leakage on X quadrature measurement.

Because of the large length unbalance required in this scheme, we assume that the relative phase  $\phi_{le}$  randomly and rapidly changes in the range of  $[0, 2\pi]$ . The corresponding excess noise (in shot noise units) is

$$N_{leak} = 4\langle X_{le}^2 \rangle = 4\langle n_{le}^e \rangle \langle (\cos \phi_{le})^2 \rangle = 2\langle n_{le}^e \rangle \quad (16)$$

Using (11), (14) and (16),  $N_{leak}$  can be estimated by

$$N_{leak} = 2\langle n_{le} \rangle \exp\left(-\frac{\Delta_t^2}{2\sigma_t^2}\right) \quad (17)$$

From another point of view, the required time delay for a given  $N_{leak}$  can be estimated by

$$\Delta_t = \sqrt{2 \ln\left(\frac{2\langle n_{le} \rangle}{N_{leak}}\right)} \sigma_t \quad (18)$$

If a simple time-multiplexing scheme is adopted, and a 3dB coupler is used in Bob's MZI, the leakage LE will be on the same order as LO. Assuming  $\langle n_{le} \rangle = 10^8$ ,  $\sigma_t = 60\text{ns}$  (corresponds to  $\sigma_{FW} = 100\text{ns}$ ), to suppress the excess noise  $N_{leak}$  to below 0.02 (this is the  $N_{leak}$  observed in our polarization-frequency-multiplexing setup), the required time delay

calculated from (18) is about 406ns, which corresponds to a 81m fiber length difference in MZI.

If time-multiplexing and polarization-multiplexing are combined to suppress the leakage, then the leakage LE will be three orders of magnitude lower than LO (assuming a 30dB polarization extinction ratio). Using  $\langle n_{le} \rangle = 10^5$ ,  $\sigma_t = 60\text{ns}$  and  $N_{leak} = 0.02$ , the required time delay is about 340ns, which corresponds to a 68m fiber length difference in MZI.

Based on the above calculations, we can see that although the excess noise due to leakage can be effectively reduced by employing this time multiplexing scheme, the required length unbalance is quite large. In practice, it is quite challenging to stabilize a MZI with such a large length unbalance. Without phase stabilization, the phase fluctuation of the unbalanced MZI will result in a dramatic increase in the excess noise.

**Case 2:  $N_{leak}$  in polarization-frequency-multiplexing scheme**

If the laser pulse has an ideal Gaussian-shaped spectrum, the calculations in Case 1 can be easily extended into frequency domain. Similar to (14), in the spectral domain, the overlapping factor  $\alpha$  can be estimated from

$$\alpha = \exp\left(-\frac{\Delta_\nu^2}{2\sigma_\nu^2}\right) \quad (19)$$

where  $\Delta_\nu$  is the frequency difference between LO and LE, while  $\sigma_\nu$  is the spectral width of the laser pulse.

For a 100ns (FWHM) transform limited Gaussian pulse, its spectral width (FWHM) is about 4.4MHz, or  $\sigma_\nu \approx 2.64\text{MHz}$ . With a  $\Delta_\nu$  of 55MHz, from (19), we would expect an extremely small  $\alpha$  ( $< 10^{-90}$ ), which means the leakage contribution to the excess noise is negligible. Though in practice, the spectrum of a practical laser source doesn't have an ideal Gaussian shape: far from the peak wavelength, the spectral power density approaches a constant noise floor. The overlapping factor  $\alpha$  is mainly determined by this noise floor.

Here, we estimate the order of magnitude of  $\alpha$  from experimental data directly. Since we design MZIs with carefully balanced path lengths, in the period of one frame of transmission (40ms), the phase difference between LO and LE has a constant average value  $\phi_{le}^{(0)}$  with a small fluctuation term  $\Delta\phi_{le}$

$$\phi_{le} = \phi_{le}^{(0)} + \Delta\phi_{le} \quad (20)$$

Consequently, the contributions of LE to Bob's measurement results are (see Fig.9)

$$X_{le} = \sqrt{\langle n_{le}^e \rangle} \cos \phi_{le} = X_{le}^{(0)} + \Delta X_{le} \quad (21)$$

$$P_{le} = \sqrt{\langle n_{le}^e \rangle} \sin \phi_{le} = P_{le}^{(0)} + \Delta P_{le} \quad (22)$$

where

$$X_{le}^{(0)} = \sqrt{\langle n_{le}^e \rangle} \cos \phi_{le}^{(0)} \quad (23)$$

$$P_{le}^{(0)} = \sqrt{\langle n_{le}^e \rangle} \sin \phi_{le}^{(0)} \quad (24)$$

$$\Delta X_{le} \approx -\sqrt{\langle n_{le}^e \rangle} (\sin \phi_{le}^{(0)}) \Delta \phi_{le} \quad (25)$$

$$\Delta P_{le} \approx \sqrt{\langle n_{le}^e \rangle} (\cos \phi_{le}^{(0)}) \Delta \phi_{le} \quad (26)$$

Since  $X_{le}^{(0)}$  and  $P_{le}^{(0)}$  are constant in each frame, Bob can determine their values from his experimental results and remove their contributions by simply shifting his data. So  $X_{le}^{(0)}$  and  $P_{le}^{(0)}$  will not contribute to excess noise. In our QKD experiment, during the post-processing stage, Bob calculates the DC component of his measurement results for each transmission frame, then simply subtracts this DC component from his original data.

In addition, the "effective" leakage  $\langle n_{le}^e \rangle$  and  $\phi_{le}^{(0)}$  can be estimated from experimentally obtained  $X_{le}^{(0)}$  and  $P_{le}^{(0)}$ :

$$\langle n_{le}^e \rangle = (X_{le}^{(0)})^2 + (P_{le}^{(0)})^2 \quad (27)$$

$$\phi_{le}^{(0)} = \arctan\left(\frac{P_{le}^{(0)}}{X_{le}^{(0)}}\right) \quad (28)$$

During the QKD experiment, the average photon number of LO is around  $8 \times 10^7$ , while the  $\langle n_{le}^e \rangle$  has been determined using (27) to be 6, indicating an overall equivalent extinction ratio of  $\sim 70$ dB.

From (25) and (26), the excess noise due to leakage  $N_{leak}$  is proportional to  $\langle n_{le}^e \rangle$  can be described by

$$N_{leak} = \langle n_{le}^e \rangle \gamma \quad (29)$$

Let us estimate  $\gamma$  from experimental data:  $N_{Bob}$  has been determined to be 0.065 (Section IVB) and  $N_{el}$  has been determined to be 0.045 (Section IVB). Thus  $N_{leak}$  is about 0.02. Using  $\langle n_{le}^e \rangle \approx 6$ , we obtain  $\gamma$  to be on the order of 0.003. In Section IVA, we described  $\varepsilon_A$  as  $V_A \delta$

and determined  $\delta$  to be 0.0033. Since both  $\gamma$  and  $\delta$  are associated with the phase noise of MZI and the laser source, we expect that these quantities to have the same order of magnitude, and indeed they do.

One major advantage of the polarization-frequency-multiplexing scheme is that balanced MZIs can be employed. Under the same conditions, the phase noise of balanced MZIs should be much lower than MZIs with large path length imbalance. The resulting improvements are two folds: first, a small phase fluctuation between LO and signal corresponds to a small excess noise  $\varepsilon_A$ . Secondly, a small phase fluctuation between LO and LE reduces the excess noise due to the leakage.

### C. Other practical issues with GMCS QKD

As shown in Table 1, under the “realistic model”, the achievable secure key rate of our system is significantly higher than that of a practical BB84 QKD over short distances. However, to achieve such a high key rate, the excess noises in the system need to be controlled effectively and the system parameters need to be determined with high accuracies.

Note in the BB84 QKD system with a single photon source, Eve’s information is upper bounded by the QBER, which can be estimated by Alice and Bob from their QKD results directly. In practice, a moderate error on determining QBER will not change the secure key rate significantly [22].

However, there is a major challenge in GMCS QKD: to calculate the secure key rate under the “realistic model”, in addition to the total transmission efficiency (which is the product of  $G$ ,  $\eta$  and the gain of Bob’s electrical amplifier) and the equivalent input noise  $\chi$  (which can be determined from Bob’s measurement results), Alice and Bob have to develop techniques to monitor other system parameters  $V_A$ ,  $G$ ,  $\eta$  and  $\varepsilon_A$  with high degree of accuracy in real time.

For example, among the total equivalent input noise  $\chi = 2.25$ , the contribution of vacuum noise (2.0) is much higher than that of the excess noise (0.25)[23]. To acquire a tight bound on  $\varepsilon_A$  from the experimentally measured equivalent input noise  $\chi$  (see (6)), Bob has to determine the total efficiency  $\eta G$  with an extremely high accuracy. Using (6) and parameters in Table 1, to achieve an accuracy of 0.01 in  $\varepsilon_A$  estimation, the required accuracy on  $\eta G$  estimation is 0.1%.

To estimate  $\varepsilon_A$  accurately without referring to  $\eta G$ , we have designed a separated calibration process (see Section IVA). Strictly speaking, this cannot be applied to QKD experiment directly, since Eve may attack this calibration process and QKD process differently. We need to develop special techniques to estimate each system parameter accurately without compromising the security of the QKD system.

## V. CONCLUSION

Gaussian-modulated coherent states (GMCS) quantum key distribution (QKD) protocol has been proposed to achieve efficient secure key distribution with standard telecommunication components. The performance of a practical GMCS QKD system is mainly determined by its excess noise. In this paper, we present a fully fiber GMCS-QKD system based on double Mach-Zehnder interferometer (MZI) scheme and build up a corresponding theoretical model for noise analysis. To effectively reduce the excess noise due to the leakage from the strong local oscillator to the weak quantum signal, we introduce a novel polarization-frequency-multiplexing scheme. To minimize the excess noise due to the phase drift of MZI, instead of using phase feedback control, we propose that the sender simply remap her data by performing a rotating operation. The experiment with a 5km fiber demonstrates a secure key rate of 0.3bit/pulse under the “realistic model”. This secure key rate is about two orders higher than that of a practical BB84 QKD system.

We analyzed and quantified various sources of excess noise in a practical GMCS QKD system, and offered practical solutions to reduce or eliminate some of the noise sources. We believe, in order to achieve a high secure key rate in real world, special techniques for estimating system parameters with high accuracies in real time (without compromise the security of the QKD system) are in demand. High speed GMCS QKD is also an important research direction for the future.

We thank Ryan Bolen and Justin Chan for their work on the homodyne detector and Alexander Lvovsky for helpful discussions. Financial support from NSERC, CIFAR, CRC Program, CFI, OIT, MITACS, PREA, CIPI and QuantumWorks are gratefully acknowledged. This research was supported by Perimeter Institute for Theoretical Physics. Research at Perimeter Institute is supported in part by the Government of Canada through

NSERC and by the province of Ontario through MEDT.

---

- [1] C. H. Bennett and G. Brassard, Proceedings of *IEEE International Conference on Computers, Systems, and Signal Processing*, (IEEE, 1984), pp. 175-179.
- [2] A. K. Ekert, *Phys. Rev. Lett.* **67** 661 (1991)
- [3] N. Gisin, G. Ribordy, W. Tittel, H. Zbinden, *Rev. Mod. Phys.* **74** 145 (2002)
- [4] D. Mayers, *J. of ACM* **48**, 351 (2001); H.-K. Lo, H. F. Chau, *Science*, **283**, 2050 (1999); E. Biham *et al.* Proceedings of the *Thirty-Second Annual ACM Symposium on Theory of Computing (STOC'00)* (ACM Press, New York, 2000), pp. 715-724; P. W. Shor, J. Preskill, *Phys. Rev. Lett.* **85**, 441, (2000)
- [5] F. Grosshans, G. V. Assche, J. Wenger, R. Brouri, N. J. Cerf, P. Grangier, *Nature* **421** 238 (2003)
- [6] J. Lodewyck, T. Debuisschert, R. Tualle-Brouri, P. Grangier, *Phys. Rev. A* **72** 050303(R) (2005)
- [7] M. Legre, H. Zbinden, N. Gisin, *Quantum Inf. Comput.* **6** 326 (2006).
- [8] J. Lodewyck, *et al.*, *Phys. Rev. A* **76** 042305 (2007).
- [9] R. Namiki, T. Hirano, *Phys. Rev. Lett.* **92** 117901 (2004); M. Heid, N. Lütkenhaus, *Phys. Rev. A* **76** 022313 (2007).
- [10] W.-Y. Hwang, *Phys. Rev. Lett.* **91**, 057901 (2003); H.-K. Lo, in *Proceedings of IEEE ISIT 2004*, p. 137; H.-K. Lo, X. Ma, K. Chen, *Phys. Rev. Lett.* **94** 230504 (2005); X. -B. Wang, *Phys. Rev. Lett.* **94** 230503 (2005).
- [11] X. Ma, B. Qi, Y. Zhao, H.-K. Lo, *Phys. Rev. A* **72** 012326 (2005).
- [12] Y. Zhao, B. Qi, X. Ma, H.-K. Lo, L. Qian, *Phys. Rev. Lett.* **96** 070502 (2006).
- [13] We remark that new types of single photon detector (SPD), such as Superconductor SPD, could have high efficiency at telecom wavelength.
- [14] R. Loudon, *The Quantum Theory of Light(e3)*, Oxford University Press (2003).
- [15] H. Hansen, T. Aichele, C. Hettich, P. Lodahl, A. I. Lvovsky, J. Mlynek, and S. Schiller, *Opt. Lett.* **26** 1714 (2001).
- [16] B. Qi, L.-L. Huang, H.-K. Lo, L. Qian, *Opt. Express* **14** 4264-4269 (2006).
- [17] Assume that the phase drift of MZI  $\phi_0 \ll 1$ . In the phase coding BB84 QKD, the resulting

QBER is roughly equal to  $\phi_0^2$ . In practice, a 1% error rate is acceptable (The secure bound on QBER is about 20% for two way classical communication [24]) which corresponds to  $\phi_0 = 0.1$ . In GMCS QKD, Bob's measurement result of  $X$  quadrature becomes  $X' = X \cos \phi_0 + P \sin \phi_0$ . If  $\phi_0 \ll 1$  and its change during the time of one frame transmission (40 ms in our experiment) is negligible, the excess noise contributed by the phase drift can be estimated by  $\langle (X' - X)^2 \rangle \approx \langle P^2 \rangle \phi_0^2 = V_A \phi_0^2$ . With a modulation variance of  $V_A = 20$ , a 0.1 phase drift will result an excess noise of 0.2. Note that the secure bound (of excess noise) for a reverse reconciliation protocol is around 0.5 [5]. An excess noise of 0.2 would lower the secure key rate dramatically. In our system, numerical simulation shows that the secure key rate would drop from 0.3bit/pulse to 0.1bit/pulse.

- [18] X.-F. Mo, B. Zhu, Z.-F. Han, Y.-Z. Gui, and G.-C. Guo, *Opt. Lett.* **30** 2632 (2005).
- [19] The channel efficiency  $G$  was calibrated by using a strong laser pulse and a power meter. To calibrate the total efficiency of Bob's device  $\eta$ , a strong laser was feeded into Bob's system, while the output of the photo diode was measured with a calibrated transimpedance amplifier.
- [20] B. Qi, Y. Zhao, X. Ma, H.-K. Lo, L. Qian, *Phys. Rev. A* **75** 052304 (2007).
- [21] In this semiclassical picture, a coherent laser pulse can be treated as a classical electromagnetic wave plus the vacuum noise. Since we are estimating the excess noise (the noise above vacuum noise) here, we can treat the leakage LE classically.
- [22] In BB84 QKD with a perfect single photon source, the secure key rate is given by  $R = \frac{1}{2}Q_1[1 - f(e_1)H_2(e_1) - H_2(e_1)]$ . Here  $Q_1$  is the overall gain.  $e_1$  is the QBER.  $f(x)$  is the bidirectional error correction efficiency and  $H_2(x)$  is the binary entropy function. Assuming  $e_1 = 3\%$  and  $f(e_1) = 1.22$ , a 10% error on determining  $e_1$  will result a 3% change of the secure key rate, which is tolerable. In decoy QKD, the equation for calculating secure key rate is more complicated. Nevertheless, as we showed in [11], moderate errors on determining system parameters are acceptable.
- [23] This is illustrated in Fig.4. Note the similarity between Fig.4(a) (experimental results) and Fig.4(b) (simulation result under the assumption of no excess noise).
- [24] D. Gottesman and H.-K. Lo, *IEEE Transactions on Information Theory* **49** 457 (2003); H. F. Chau, *Phys. Rev. A* **66** 060302(R) (2002); K. S. Ranade and G. Alber, *J. Phys. A* **39** 1701(2006).